

Using Your ROAM Light™

1. Remove the light from the packaging and place flat on a steady surface.
2. The power switch is a touch switch that controls both on/off, and brightness settings.
 - Touch once to turn the light on to the 1st brightness setting (least bright).
 - Touch a second time for the 2nd brightness setting (mid-brightness).
 - Touch a third time for the 3rd brightness setting (brightest).
 - Touch a fourth time to turn the light off.
3. To position the light, hold the light body steady and grasp either the flexible neck or light shade, depending on the adjustment needed.
4. The LED panel might get hot after several hours of continuous use. Turn the light off and wait until the light shade is cool before handling.
5. Do not alter the power adaptor.
6. Indoor use only.
7. The light shade is a sealed unit and cannot be replaced.

Battery Replacement

- This light uses a lithium-ion battery. The battery compartment is located on the rear of the light body.
- To replace the battery, use a Phillips screwdriver to remove the screw that holds the battery compartment door in place. Remove the old battery and install a new one with “+” facing upwards. Replace the battery compartment door ensuring that the screw is tightened.

Battery Disposal

- Batteries contain harmful materials, and are classified as hazardous waste. They must never be thrown away with daily rubbish. They should be returned to the manufacturer or your local recycling service for disposal. Do not incinerate.
- Serious Readers® is WEEE registered and provides a disposal service at Unit 15 – 16 Faraday Road, Aylesbury, HP19 8RY.

Congratulations

We hope you will love your new ROAM Light™

Our eyes work best in balanced natural light. The ROAM Light™ uses Daylight Wavelength Technology™ to closely match daylight, helping you see small print and colours in higher definition. Lightweight and easy to move around, it projects a light pattern that helps you read and work in comfort anywhere in your home.

We believe that better light enriches our lives by improving sight and well-being. I hope that you love the ROAM Light™.

Alex Pratt OBE
Founder

Frequently Asked Questions

Can I use the ROAM Light™ while it is charging?

Yes, you can use the light while it is charging.

How will I know when the ROAM Light™ is fully charged?

Once fully charged, the LED indicator on the rear of the light body will change from red to green.

Can I replace the LEDs?

The LED panel is a sealed unit and cannot be replaced.

How long do the LEDs last?

The energy efficient LEDs are rated to last up to 40,000 hours.

Can I use the ROAM Light™ outside?

The ROAM Light™ is designed to only be used indoors.

Where can I buy replacement batteries for the ROAM Light™?

Replacement batteries are available to purchase from us. Please see the customer service details below.

Customer Service

To purchase spare batteries, request a brochure or purchase any light in the Serious Family, please call or visit our website.

0800 028 1890 | +44 (0) 1296 390390
www.seriousreaders.com

Battery and Charging

1. Charge your ROAM Light™ before use – it is shipped uncharged.
2. Connect the USB-C charging cable to the power adaptor, and into the power connector located at the rear of the light body.
3. Only use with the supplied power adaptor to avoid damage or fire.
4. Charge the light using the included USB-C charging cable or power adaptor. It will take approximately 6 hours to charge. The LED indicator on the rear of the light will change from red to green when the light is fully charged. Once fully charged, the battery will last approximately 4 hours on full brightness.
5. It is safe to use your ROAM Light™ while it is charging.

Product Safety

- If the battery compartment does not close securely, stop using the product.
- Avoid extreme temperatures.
- Use original or certified cables. If the external flexible cable or cord of this luminaire is damaged, it must be replaced by the manufacturer in order to avoid a hazard.
- Do not alter the plug.
- Indoor use only.
- Do not expose to liquids.
- Avoid dropping.
- Do not disassemble.
- Keep new and used batteries away from children.

Specifications

Power: 5W LED	USB Charging Port: 2.0A
Lumens: 270	Input Power: 2.0A
Colour Rendering: Up to 97%	Colour Temperature: 5,500K
LED Lifespan: Up to 40,000 hours	Power Adaptor: Input: 100-240V~50/60Hz0.45A
Height: 10.75" – 18.75" (27 – 48cm)	5.0V=2.0A 10.0W
Weight: 1.1lbs (510g)	Battery: Lithium
Base Size: 2.6" x 3.6" (6.5 x 9cm)	3.65V/3500mAh/12.775Wh




0800 028 1890
+44 (0) 1296 390390
www.seriousreaders.com
Serious Readers, 15 Faraday Road,
Aylesbury, Bucks, HP19 8RY, Great Britain

SR1302

ROAM Light™

Instructions

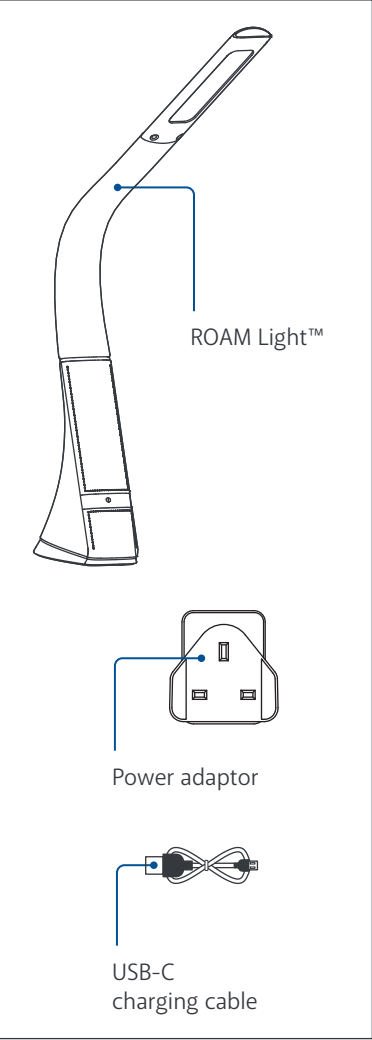


Serious Readers
Serious about light™

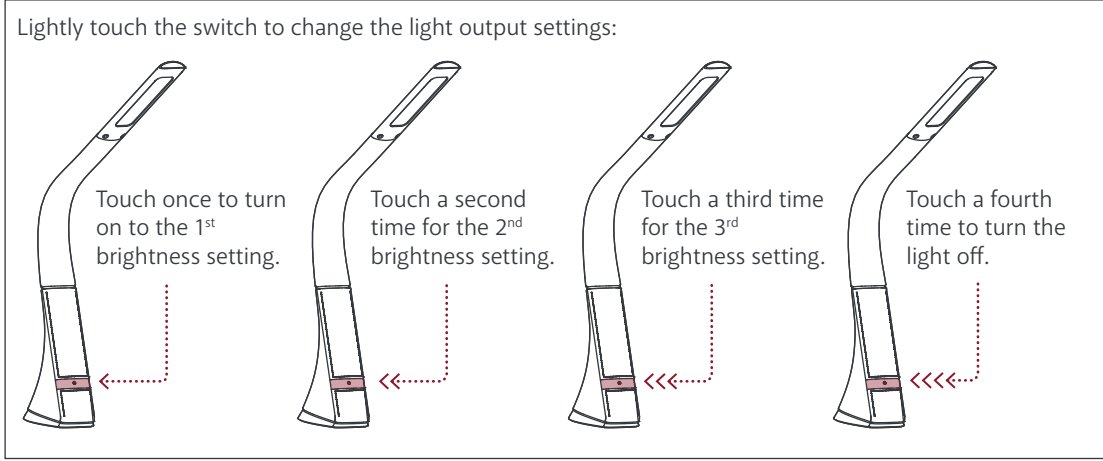
Using Your ROAM Light™

Using Your ROAM Light™

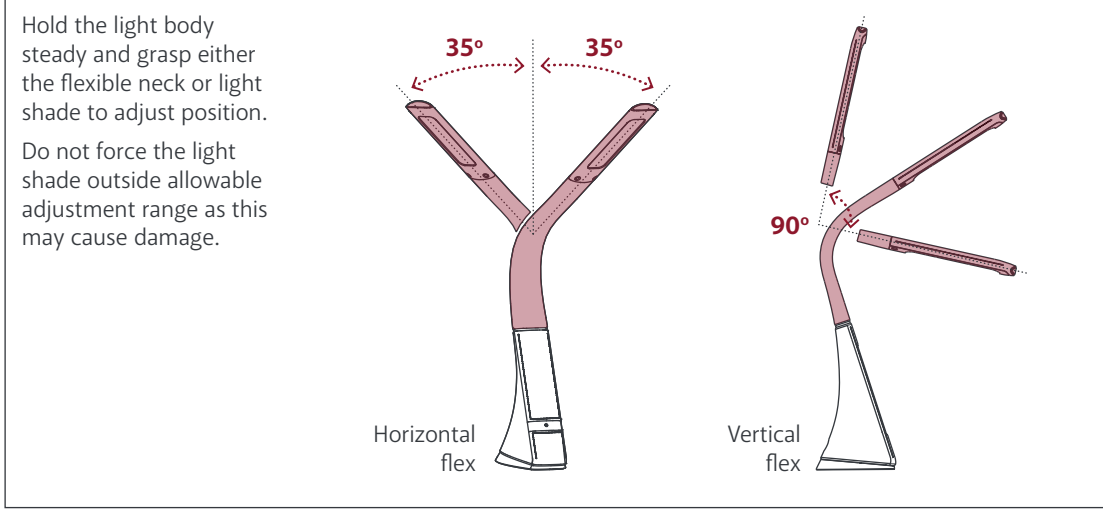
What's in the box?



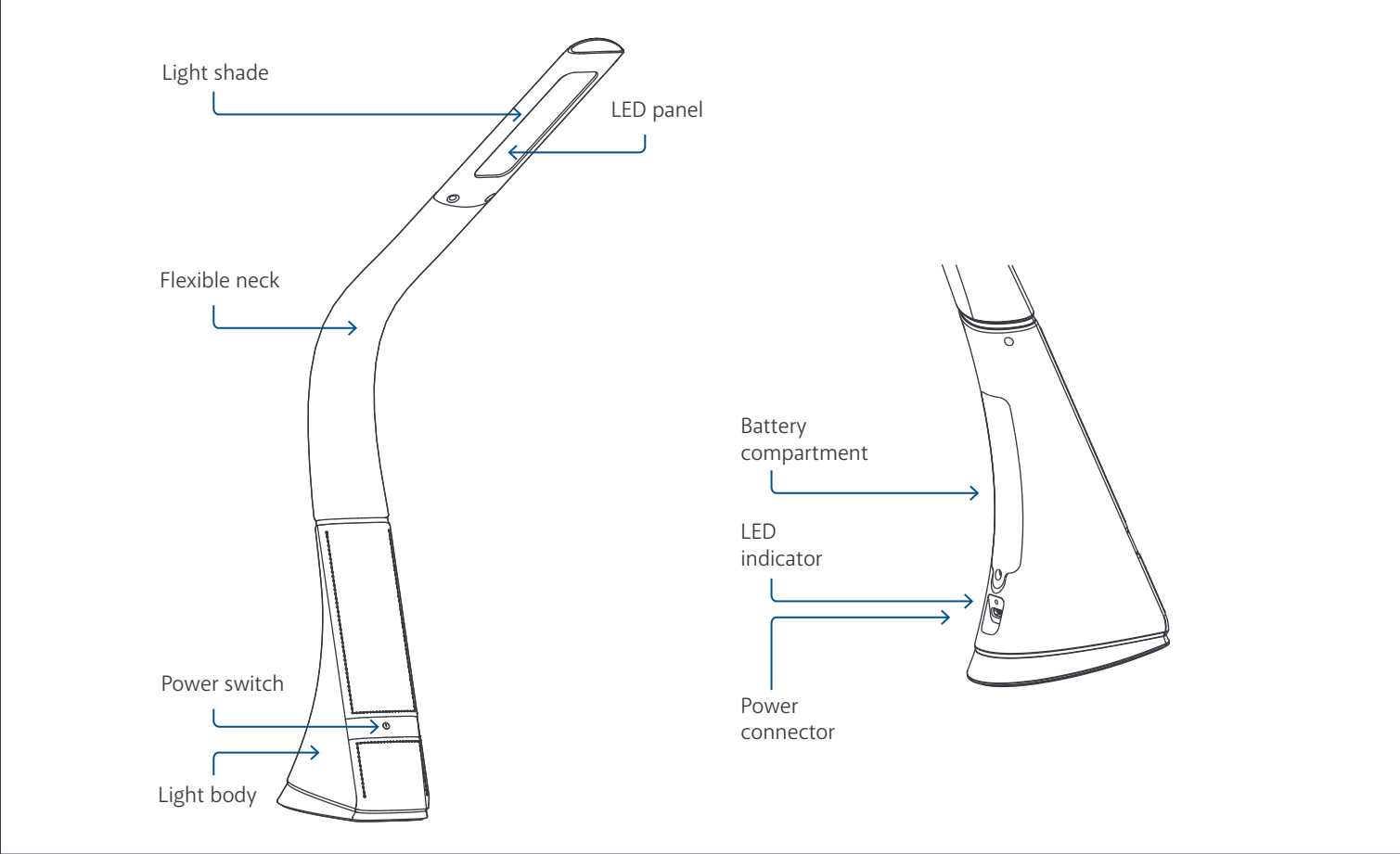
Changing the settings



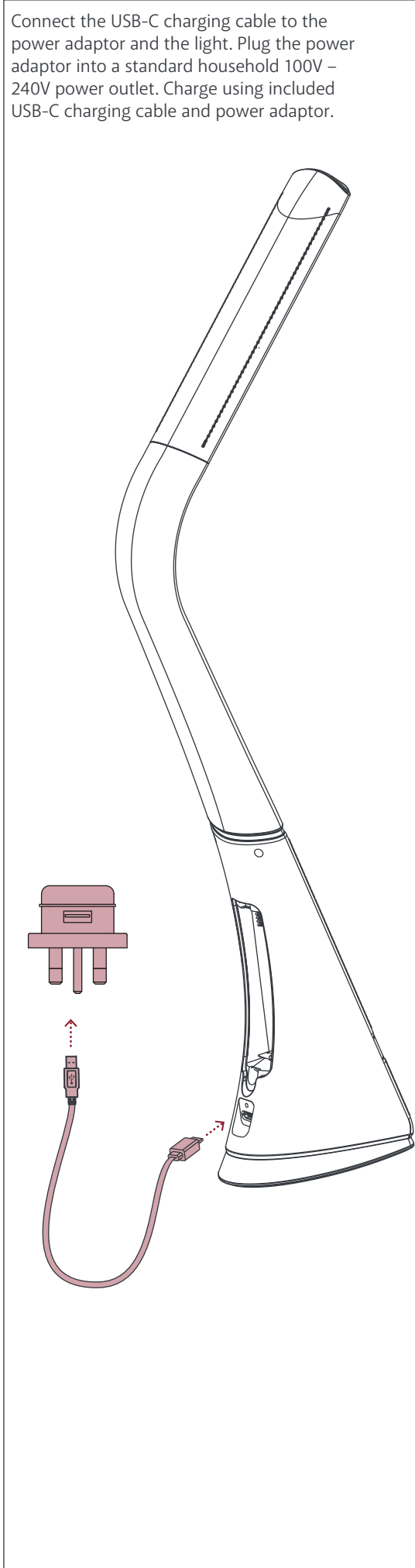
Directing the light beam



The ROAM Light™



Charging the ROAM Light™



Changing the battery

